

Balance Sheet as on 31<sup>st</sup> March 2019

Particulars	Notes	31-Mar-19 (Rupees)	31-Mar-18 (Rupees)
<b>I. EQUITY AND LIABILITIES</b>			
(1) Shareholder's Funds			
(a) Share Capital	1	1,035	976
(b) Reserves and Surplus	2	29,777,715	9,819,215
(2) Share application money pending allotment			
		29,778,750	9,820,191
(3) Non-Current Liabilities			
(a) Long-term borrowings		-	-
(b) Deferred tax liabilities (Net)		-	-
(c) Other Long term liabilities		-	-
(4) Current Liabilities			
(a) Trade payables	3	830,588	11,300,806
(b) Other current liabilities	4	-	53,726
		830,588	11,354,532
<b>Total</b>		<b>30,609,338</b>	<b>21,174,723</b>
<b>II. Assets</b>			
(1) Non-current assets			
(a) Fixed assets			
(i) Tangible assets		-	-
(ii) Intangible assets		-	-
(b) Non Current Investments		-	-
(2) Current assets			
(a) Inventories		-	-
(b) Trade Receivables	5	28,659,040	20,314,723
(c) Cash and Bank balances	6	1,950,299	860,000
(d) Short-term loans and advances		-	-
		30,609,338	21,174,723
<b>Total</b>		<b>30,609,338</b>	<b>21,174,723</b>


Notes to Accounts and Significant Accounting Policies

The Schedules referred to above and the notes form an integral part of the Balance Sheet

This is the Balance Sheet referred to in my report of even date.

Chartered Accountants

For and on behalf of the Board of Directors

  
Poonam Sharma  
Director

  
Ritesh Sharma  
Director

Date: 24th May, 2019

Place: Pune

Office: 3422, OLD CAPITOL TRAIL, SUITE # 1634, WILMINGTON, DE 19808-6192, 4083296911





Mindpool Technologies INC

Statement of Profit & Loss for the year 31st March 2019


Particulars	Notes	31-Mar-19 (Rupees)	31-Mar-18 (Rupees)
I. Revenue from Operations	7	154,294,051	30,894,625
III. Total Revenue (I +II)		154,294,051	30,894,625
IV. Expenses:			
Cost of materials consumed		-	-
(Increase)/Decrease in Stock of Finished Goods/WIP		-	-
Employee Benefit Expense	8	133,838,992	-
Financial costs	9	47,848	-
Other expenses	10	972,622	28,219,953
V. Total Expenses		134,859,461	28,219,953
VI. Profit before tax (III - IV)		19,434,590	2,674,673
VII. Tax expense:			
(1) Current tax		57,404	53,726
VIII. Profit/(Loss) for the period (VI - VII)		19,377,185	2,620,947
IX. Earning per equity share:			
(1) Basic			
(2) Diluted			

Notes to Accounts and Significant Accounting Policies  
The Schedules referred to above and the notes form an integral part of the Profit & Loss  
This is the Profit & Loss referred to in my report of even date.

Chartered Accountants


Date: 24th May, 2019  
Place: Pune

For and on behalf of the Board of Directors

  
Poenam Sharma  
Director

  
Ritesh Sharma  
Director

Office: 3422, OLD CAPITOL TRAIL, SUITE # 1634, WILMINGTON, DE 19808-6192, 4083296911



Mindpool Technologies INC

1 Share Capital

	31-Mar-19 (Rupees)	31-Mar-18 (Rupees)
Authorised Share Capital 1,500 Equity Shares of 0.01\$	1,035	976
Issued 1,500 Equity Shares of 0.01\$ Fully Paid	1,035	976
Subscribed & Paid up Share Capital 1,500 Equity Shares of 0.01\$ Fully Paid	1,035	976
<b>Total</b>	<b>1,035</b>	<b>976</b>

1a Reconciliation of number of shares  
Equity Shares

	31-Mar-19		31-Mar-18	
	No. of Shares	Amount Rupees	No. of Shares	Amount Rupees
Balance at the beginning of the year	1,500	-	1,500	976
Add: Shares issued during the year	-	-	-	-
<b>Balance at the end of the year</b>	<b>1,500</b>	<b>-</b>	<b>1,500</b>	<b>976</b>

1b Details of shares held by shareholders holding more than 5% of the aggregate shares  
in company

	31-Mar-19 (Rupees)	31-Mar-18 (Rupees)
Equity Shares		
Mindpool Technologies Limited	1,500 100%	1,500 100%

2 Reserves and Surplus

	31-Mar-19 (Rupees)	31-Mar-18 (Rupees)
Profit & Loss Account		
Balance at the beginning of the year	5,441,927	2,820,981
Add: Surplus for the year	19,377,185	2,620,947
Add: Excess Provision for Tax	-	-
<b>Balance at the end of the year</b>	<b>24,819,113</b>	<b>5,441,927</b>



Mindpool Technologies INC


<b>Foreign Fluctuation Reserve</b>		
Balance at the beginning of the year	4,377,288	4,330,273
Add: Surplus for the year	581,315	47,015
Balance at the end of the year	4,958,603	4,377,288
<b>Total</b>	<b>29,777,715</b>	<b>9,819,215</b>
<b>3 Trade payables</b>	<b>31-Mar-19</b>	<b>31-Mar-18</b>
	<i>(Rupees)</i>	<i>(Rupees)</i>
Sundry Creditors, payable less than 30 days	830,588	11,300,806
Sundry Creditors in Foreign Currency		-
<b>Total</b>	<b>830,588</b>	<b>11,300,806</b>
<b>4 Other Current Liabilities</b>	<b>31-Mar-19</b>	<b>31-Mar-18</b>
	<i>(Rupees)</i>	<i>(Rupees)</i>
Income Tax Provision	-	53,726
<b>Total</b>	<b>-</b>	<b>53,726</b>
<b>5 Trade Receivables</b>	<b>31-Mar-19</b>	<b>31-Mar-18</b>
	<i>(Rupees)</i>	<i>(Rupees)</i>
Unsecured, considered good		
Debts outstanding for less than six months from the date due for payment		
Amount Receivable from other companies	28,659,040	20,314,723
<b>Total</b>	<b>28,659,040</b>	<b>20,314,723</b>
<b>6 Cash and Bank Balances</b>	<b>31-Mar-19</b>	<b>31-Mar-18</b>
	<i>(Rupees)</i>	<i>(Rupees)</i>
Cash and Cash Equivalents		
Bank Balances		
- In Current Accounts		
- Citi Bank N.A.	1,950,299	860,000
<b>Total</b>	<b>1,950,299</b>	<b>860,000</b>
<b>7 Revenue From Operations</b>	<b>31-Mar-19</b>	<b>31-Mar-18</b>
	<i>(Rupees)</i>	<i>(Rupees)</i>
Sale of Services		
Services - Software	154,294,051	30,894,625
<b>Total</b>	<b>154,294,051</b>	<b>30,894,625</b>
<b>8 Employee Benefits Expenses</b>	<b>31-Mar-19</b>	<b>31-Mar-18</b>
	<i>(Rupees)</i>	<i>(Rupees)</i>
Salaries, Wages	133,838,992	-




Mindpool Technologies INC

9 Financial costs	31-Mar-19 (Rupees)	31-Mar-18 (Rupees)
Bank Charges	47,848	-
Total	47,848	-
10 Other Expenses	31-Mar-19 (Rupees)	31-Mar-18 (Rupees)
Professional Charges	20,081	28,146,805
Office Expenses	553,548	73,148
Insurance	274,350	
Audit Fees	124,642	
Total	972,622	28,219,953

For and on behalf of the Board of Directors

  
Poojam Sharma  
Director

  
Ritesh Sharma  
Director

Date: 24th May, 2019  
Pune

